

GREASE CONTROL VALVES AND ACCESSORIES

Grease Control Valves

P/N 12072T
Grease control valve with rigid tube and 4 jaw coupler. Length of discharge tube including coupler is 6½". Inlet connection is 1/4" NPTF.




P/N 12072TS
Same as 12072T above, but includes P/N 12001T straight swivel.

P/N 12072TZ
Same as 12072T above, but includes P/N 12003T 'Z' swivel.


P/N 12070T
Grease control valve with 12" flex hose and 4 jaw coupler. Inlet connection is 1/4" NPTF.

P/N 12070TS
Same as 12070T above, but includes P/N 12001T straight swivel.


P/N 12070TZ
Same as 12070T above, but includes P/N 12003T 'Z' swivel.



P/N 12070T shown



P/N 12073T
Booster grease control valve allows discharge pressure to be built up to 14,000 PSI by squeezing control handle. Includes manual relief valve to relieve pressure for easy disconnection from grease zert.



P/N 12085TZ shown

High pressure grease hose to fit grease control valves P/N 12070T, 12072T, 12073T and 12085T. 23,000 PSI burst, heavy duty.



- P/N **12087** M10X1 threads, 12" long
- P/N **12087-20** M10X1 threads, 20" long
- P/N **12087-24** M10X1 threads, 24" long
- P/N **12087-36** M10X1 threads, 36" long
- P/N **12087-40** M10X1 threads, 40" long

P/N 12085T
Grease control valve with 6" rigid tube, 12" flex hose and 4 jaw coupler.

P/N 12085TS
Same as 12085T above, but includes P/N 12001T straight swivel.

P/N 12085TZ
Same as 12085T above, but includes P/N 12003T 'Z' swivel.

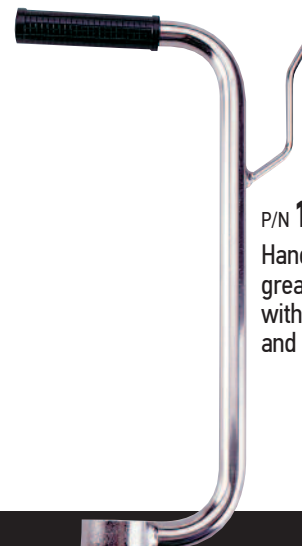
P/N 12001T
Straight swivel with 1/4" NPTM x 1/4" NPTF fittings. This swivel allows free rotation of the control handle even when system is under pressure.



P/N 12071T
Heavy duty 4 jaw grease coupler to fit control valves P/N 12070T, 12072T and 12085T.



P/N 12003T
'Z' swivel with 1/4" NPT male/female fittings. Allows free rotation of grease control handle in all directions, even when system is under pressure.



P/N 12112T
Handle for portable grease kits. For use with P/N 11148T pumps and 12132T covers.