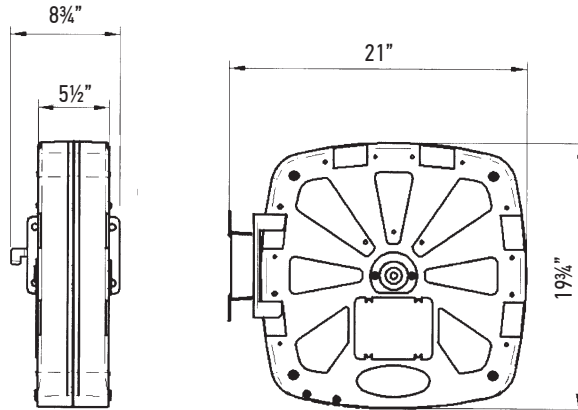



SPRING REWIND HOSE REELS – ENCLOSED DRUM – GREASE

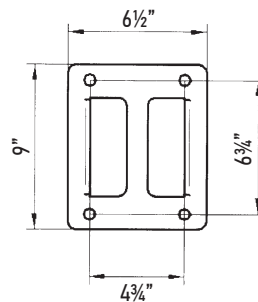
Enclosed Reel, 44100 Series:

The 44100 series enclosed reel provides hose protection from dirt, UV and physical damage as well as improved aesthetics. Enclosed reels are easy to mount via a unique “slip-on” reel mounting system. Additionally, these reels provide simple

maintenance via an easy access swivel, which can be serviced without dismounting the reel. The tempered, containerized spring allows quick and safe replacement. Reels are supplied complete with hose stop and jumper hose.



Mounting Pattern



	P/N 44102	P/N 44102-30G	P/N 44102-50G	P/N 44103-30G	P/N 44103-50G
Working Pressure	8,700 PSI	8,700 PSI	8,700 PSI	8,700 PSI	8,700 PSI
Hose Length	—	30 ft.	50 ft.	30 ft.	50 ft.
Hose Dia., ID	—	1/4"	1/4"	3/8"	3/8"
Inlet Connection	1/4" NPTF	1/4" NPTF	1/4" NPTF	1/4" NPTF	1/4" NPTF
Outlet Connection	1/4" NPTF	1/4" NPTM	1/4" NPTM	1/4" NPTM	1/4" NPTM
1/4" Max. Winding Capacity	65 ft.	—	—	—	—
3/8" Max. Winding Capacity	60 ft.	—	—	—	—
Connecting Hose Length	—	2 ft.	2 ft.	2 ft.	2 ft.
Shipping Weight, lb.	39	47	52	52	57